



LEARNING
LADYBUG STYLE

LADYBUG
CHILD CARE CENTER

www.ladybugcc.com



from one mother to another...

Whether you have one child or a dozen, leaving them for any significant amount of time is leaving a piece of you behind; and for working parents our mind stays with them while we are physically apart. In an ideal world we would be with our children at all times, to watch them grow and teach them what is right. My husband and I both have careers and are so very thankful to have found a place for our children that allows us take our minds with us when we leave our children for the day. When we are able to be productive during the day because the safety and education of our children is never a concern, we know we have found a perfect fit for our family.

We have been a part of Ladybug for seven years. Our son, Gavin, was enrolled as an infant at the Chaska center and it quickly became evident that the staff understood the struggle a parent has when leaving a child in the hands of others. The caretakers were very gracious in making sure he was as comfortable as possible. Feeding, eating, and sleeping schedules were kept with care and professionalism. The interaction and attention he received at that age was priceless.

Our 3 year old daughter, Clare, and now seven year old son, Gavin, currently attend the Waconia Ladybug center. We were very excited for our children to attend the new branch of Ladybug. Being a small, intimate, private center, we knew the same philosophy and dedication to child care would be found at the new facility. The space is inviting and charming. It maintains those qualities while boasting state-of-the-art security and surveillance system that makes Ladybug a local, top-tier provider.

We are very fortunate to have found a child care center that has shaped our children in to who they are today and look forward to them growing with Ladybug in the coming years.

Our son and daughter have irreplaceable relationships with their teachers and consider them a part of our family. This is essential because they are spending as much, if not more time with our children than we are. When we go to work we leave a piece of our mind behind thinking about our children, but what we feel is peace of mind.

From one mother to another, if you are considering child care in the Chaska or Waconia area, you are not doing you or your children justice without a visit to Ladybug. I am glad to share my story and admiration for what they have done for my family and hope your family has the same opportunity. You will see they have the structure and curriculum of larger facilities and the personal, bonding experience of an in-home provider. I encourage you to meet the caring professionals that make up Ladybug Child Care Center.

Best regards

Sarah Vos, Waconia mom of Gavin & Clare

Infant Program Information


During the first year of life, infants are learning who they are and **Ladybug** is the safe “home away from home” where your “**ladybug**” can grow, learn, and play. While attending **Ladybug**, your little bug will begin the wonderful process of learning through activities that develop language, social skills, small and large motor coordination, and sensory awareness.

It is our purpose at **Ladybug** to provide your “**little ladybug**” with every opportunity to grow, **explore**, and **learn** within a loving and caring classroom. Our highly educated teachers are dedicated to creating **fun**, learning activities using the *Creative Curriculum* by Diane Trister Dodge.

Welcome to **Ladybug**. We look forward to educating and caring for your little bug.

Ladybug's Nursery and Playroom Benefits

- A whole child approach
- A cozy classroom
- A trusting and caring relationship among **Ladybug** teachers, you and your infant
- Individualized curriculum for each infant
- Day-to-day communication between teachers and parents to keep you informed about your child's day
- Cognitive development through age-appropriate toys and materials



Your Little Bug's Day

Since each infant is **unique**, our days are planned around each child's play, eating, and sleeping patterns. Personal attention and teacher interaction will help promote early learning and social skills as well as develop cognitive skills that will be used throughout life.

Ladybug provides **individualized curriculum** that teaches the following skills through language, social, sensory, and small and large motor play.

Learning about themselves

Activities are planned so each child feels **valued** and attached to others, feels proud and competent about what they can do, and is able to assert his or her independence.

A baby is an angel whose wings decrease as her legs increase.
~Author Unknown

Learning about their feelings

Planned activities help each child communicate a broad range of emotions through gestures, sounds, and eventually words, to **learn** to express their feelings.

Learning about others

Activities are planned to help each child develop **trusting relationships**, interest in other children, and to demonstrate caring and cooperation.



Learning about communicating

Each child is guided to develop verbal and nonverbal communication skills through facial expressions, babbling, repeating familiar words, and following simple directions.

Learning about moving and doing

Coordinating motor skills is a big part of your little bug's first year of growing. Gross motor and small motor activities allow an infant to **develop** fine-motor skills, full body movement, hand/eye coordination plus more.

Acquiring thinking skills

Infants have the ability to gain understanding of basic concepts and **relationships** through activities such as banging a wooden spoon on a drum; to apply knowledge to a new situation such as using a hammer instead of his/her hand to flatten play-doh; and to begin problem solving by trying pieces in a shape-sorting box until one fits.

Infant program goals have been designed specifically for the **health** and **safety** of all our little bugs. **Ladybug** will:

- Care for infants in a warm, affectionate way that lets each child know that he/she is a special person, including the physical affection and cuddling that is so important at this stage of development.
- Meet each child's physical needs completely.
- Faithfully adhere to strict sanitation procedures.
- Provide opportunities for **exploring, learning, and social interaction** through a variety of daily activities.
- Care for children in small groups to prevent over-stimulation and disorder, and provide opportunities for one to one interaction between **your little bug** and staff.
- Provide infants the opportunity for the use of large and small motor skills and outdoor activity.
- Establish awareness that always provides for a **safe environment**.
- Observe and journal on each child.
- Be supportive of parents and encourage involvement as well as open and honest communication.



Every baby needs a lap.

~Henry Robin

Caring for your child comes first at **Ladybug**. At pick up, we will be eager to share with you about your child's day and progress. In addition to daily conversations, parents are welcome to **visit** or call anytime during the day to check in! At the end of each month, you will receive a copy of your infant's curriculum sheets and parent-teacher conferences are scheduled throughout the year. If you have any questions about of the activities, or would like direction for some of the activities so you can do them at home, be sure to ask the teacher.

Individual Infant Curriculum Sheets

Name: Hunter Charles

Age: 7 months

Month: May

Goals/Concepts: 1. Hunter will work on developing his gross motor skill of crawling.
2. He will continue to work on holding his own bottle, an important self-help skill.

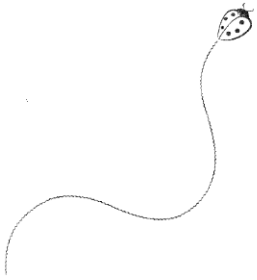
Activities:

1. Shake the Bottle (Small Motor)

Child's Response: Loved the sounds coming from the bells in the bottle & did not want to let go.

2. Crawling Stretch (Large Motor)

Child's Response: We tried this on three different occasions & Hunter was not a fan!



INFANT DIET PROCEDURES

Good communication is very important in ensuring your **little bug's** needs are met in a way which is comfortable for you. We encourage every parent to **visit** with their child's teacher every day. Additionally, we ask parents of infants to provide us with written information.

Each infant must have an "**Infant Diet Instruction**" sheet completed by a parent. This form is reviewed by **Ladybug's** health consultant and followed by the infant staff. Together, we will work to update this monthly as your baby grows.

Daily record sheets are also completed by parents and **Ladybug** staff each day.

Recommended Equipment

- Ladybug** recommends bringing bottles that your child uses at home for use at **Ladybug**. Please no glass bottles.
- All bottles, nipples, caps, and rings must be labeled with your little one's first and last names. Nail polish or grease pencils work best for labeling.
- After each use, nipples, caps, and bottles are washed, and soaked in a disinfecting solution. Highchairs and trays are washed and disinfected after each use.

Formula, Breast Milk and Food

- All food is prepared in the infant areas, following appropriate food-handling procedures. Bottles are warmed in hot water, not in the microwaves or bottle warmers.
- Each child has an assigned space in the kitchen cabinets for his/her formula, bottles, and food.
- Baby food and formula are brought from home unopened and labeled with the child's first name and last initial.
- Filled or partially-filled bottles or opened containers brought from **home** will not be served. Baby food commercially purchased must be sealed.
- Liquid formula or baby food (excluding dry products), once opened, must be refrigerated immediately and used within 24 hours. If not finished, it will be sent home or discarded.
- Breast milk should be brought to the Center in bottles filled with the amount the child typically takes at each feeding. Bottles should be brought in an insulated container, and immediately refrigerated on arrival.
- Breast milk bottles must be labeled with first and last name of the child, and the date expressed.
- Refrigerated breast milk must be used within 48 hours.
- Partially use bottles of formula/breast milk must be discarded one hour after preparation.

-**Babies' hands** are washed before and after being served.

-Babies are seated in highchairs, infant seats, or **held** by staff while eating. Babies younger than 12 months are held by staff for bottle-feedings.

As often as possible, infants will be held for bottles. Otherwise, they may be seated in high chairs, infant seats, etc. No bottles will be given in bed.

I can't express enough how wonderful Ladybug is. All Ladybug staff, not just my child's teacher, know his name and are friendly towards him. He loves coming to Ladybug and it makes me feel good knowing he receives such excellent care."

-Parent of an infant

Infant Daily Report

daily report for **Lucas**

for **today**

Notes:

Please bring in the following items: diapers

"Today I felt cheerful"

Naps/sleep

Slept for 2 hrs 26 min from 11:35 to 2:01

Meals

Breakfast 8:31 – Had all of the Cereal, all of the Fruit, all of the Water

9:52 – 6 oz of Breastmilk

Cracker Time 10:33 – Had all of the Crackers, some of the Water

Lunch 11:13 – Had all of the peas, all of the Pasta, most of the Fruit, all of the Buttered Bread, most of the Water

PM Snack 3:00 – Had all of the Fruit, all of the Crackers, most of the Water

4:46 6 oz of Breastmilk

Cracker Time 4:22 – Had all of the Crackers, some of the Water

Bathroom

9:32 – Wet, BM

11:31 – Wet

2:01 – Wet

4:30 – Wet

Activities

Today we played dress-up with lots of different hats! It was so fun putting them on and taking them off our heads.

Snapshots



Toddler Program Information

It is our purpose at **Ladybug** to provide your little one with the opportunity to explore and grow within a loving and caring atmosphere. Our days are planned to provide times for all sorts of **activities** and **interests**. Activities are designed to promote the intellectual, physical and social development of each child. Included are activities that are quiet and active, teacher-directed and **Child-initiated**, and that require the use of varied equipment and materials while being age-appropriate.

Components of the Toddler Schedule:

Group Time: Includes songs, **books**, flannel board stories, puppets stories, simple language and **Counting games**, etc.

Exercise Time: Includes physical activities such as moving or exercising to **music**, follow the leader, animal walking, **dancing**, musical chairs, parachute play, etc.

Table Time: Includes simple **art projects**, food activities, coloring, table toys, **puzzles**, etc. Table time is always combined with choice time. Projects are done with a few children at a time, allowing children to choose their activities.

Cracker Time: Is a light, additional snack designed to meet a Toddler's need for smaller, more frequent meals. This is usually a cracker and a drink of water.

Floor Play: Is a time for classroom staff to be on the floor, **playing** with the children and the toys. This provides important modeling as teachers dress and feed dolls or build with blocks.

Outside Time: When weather permits, teachers may use their assigned playground times. In the warm-weather months, painting, **stories** and other activities may be added to **playground** activities.

Ladybug is interested in each child and every family. At pick-up, our staff will be eager to share the progress of **your little bug** and the interesting events of **their day**. In addition to the daily conversations, Daily Toddler Reports and Parent Boards are wonderful ways to know what is happening during your little one's day.

My daughter is picking up on things and learning different things that other kids of her age in our community are not. She loves being at Ladybug. We are so pleased with how much she is learning and how much she loves her teachers. Shraavya loves playing outside, painting, reading, and of course jumping in the Astrojump. Playing with friends and getting hugs from her teachers are important parts of her day.

-Sirisha Davuluri, Carver mom of Sharaavya



Toddler A Daily Schedule

-Young Toddlers-

8:30	Breakfast & Diaper Checks
9:15	Group Time
9:30	Table Time & Choice Time
10:15	Outside or Floor Play
10:45	Cracker Time
11:00	Exercise Time
11:15	Group Time & Diaper Checks
11:30	Lunch
12:00/15	Nap Time
2:00/30	Quiet Play & Diaper Checks
3:00	Snack
3:15	Group Time
3:30	Outside or Floor Play
4:15	Table Time & Choice Time
4:45/5:00	Cracker Time



If a child lives with encouragement...
she will learn confidence.

The above **daily schedule** is our base routine. Because children's needs vary from day to day, teachers may adjust the timing of the various components of the day, making sure that each component is offered. However, **activities** in bold-face type must remain at the indicated times. Here is a sample morning lesson plan.

AM Group Time	*Book: <u>Duck In A Truck</u> *Rhyme: "Clouds In The Sky" *Song: Clouds *Math: Introduce the color white	*Movement Rhyme: Pitter Patter *Song: Rain Falling Down *Math: Counting 1 to 3 with clouds	*Book: <u>It Looked Like Spilt Milk</u> *Counting Rhyme: Clouds in the Sky *Math: Review color cards	*Book: <u>Ladybug, Ladybug</u> *Rhyme: Puddles *Math: Counting 1-3 while jumping *Science: Make mud	*Book: <u>10 Little Ladybugs</u> *Rhyme: Mud *Song: A Hunk of Mud *Lang: Bag stories
Table Time	*Sponge paint white on blue clouds & add streamers *Mud play	*Coloring with chalk on wet paper *Shaving cream play	*Painting with brown *Cleaning with sudsy sponges	*Use crayons to color umbrellas *Play-Doh play	*Pouring practice with water *Sand and color with crayons
Floor Play and Outside Time	*Pushing poppers *Coloring with chalk on the sidewalks	*Tunnels *Ball Play	*Bubbles *Pretend to be floating clouds	*Duplos *Running Races	*Musical Instrument marching *Sand Play

Toddler B Daily Schedule

-Older Toddlers-

8:30	Breakfast & Toilet Time
9:15	Group Time
9:30	Exercise Time or Outside
9:45	Outside or Floor Play
10:15	Cracker Time
10:30	Table Time & Choice Time
11:15	Group Time & Toilet Time
11:30	Lunch
12:00/15	Nap Time
2:00/30	Quiet Play & Toilet Time
3:00	Snack
3:15	Group Time
3:30	Table Time & Choice Time
4:15	Outside or Floor Play
5:00/5:15	Cracker Time

daily report for **Hailey**
for **today**

The weekly theme is Pumpkins, Pumpkins, Pumpkins

Naps/sleep
Slept for 1 hour 44 minutes from 12:30 to 2:14

Meals
Breakfast 8:30 – Had all of the cereal, all of the Juice
Cracker Time 10:15 – Had all of the Crackers, all of the Water
Lunch 11:30 – Had most of Ham broccoli noodle hot dish, most of the Corn, all of the Milk, some of the Fruit

Diapers
9:31 – Wet
11:00 – Wet
2:39– Wet

Activities
Art – We used our fine motor skills to make Orange gel squish bags with eye balls inside. We talked about the feeling of the squish bags and the color orange as well.
Group Time – We sang "Pumpkin Faces" to the melody of "Twinkle, Twinkle Little Star."
Language – We read "My Little Orange Book" and talked about different body parts such as head, hands, feet, knees and elbows
Movement – We used our fine and large motor skills to play Hot Pumpkin. We tossed the pumpkin around and pretended it was hot!
Snapshots (pictures of your little "bug" will be attached to your daily report)

The above **daily schedule** is our base routine. Because children’s needs vary from day to day, teachers may adjust the timing of the various components of the day, making sure that each component is offered. However, **activities** in bold-face type must remain at the indicated times. Here is a sample morning lesson plan.

AM Group Time	*Book: <u>Sheep in a Jeep</u> *Song: Little Pants *Movement: Umbrella Moves *Math: Find things that are green in our classroom	*Book: <u>Little Muddy Waters: A Gullah Folk Tale</u> *Movement Rhyme: Rain Sounds *Song: It’s Raining *Self-help: Name Recognition	*Book: <u>Puddle’s ABC</u> *Song: Rain, Rain, Rain Falling Down *Rhyme: Puddles *Language: Practice tracing first name	*Book: <u>Mud Puddle</u> *Song: A Hunk of Mud *Rhyme: Mud *Science: Examine Lima Beans planted on Tues. Week 1	*Book: <u>The Piggy in The Puddle</u> *Song: I love Dirt *Rhyme: I Dig in the Dirt *Science: Examine Worms
Table Time	*Sunflowers *Play Dough Play	*Garden of Friends *Garden Mural- Magazines cut-outs	*Finger paint- w/ chocolate *Read books	*Rain Painting *Shaving Cream Play	*Snack idea – pg. 81 Pudding & Cool Whip *Stencils & Pencils
Floor Play and Outside Time	*Plant Seeds *Toilet Paper Play	*Bubbles *Poppers	*Follow the Leader *Sticky Walk	*Go on a nature walk *Spring Floor Puzzle	*M-U-D Like HORSE w/ b-ball *Picture Lotto

Proddler Schedule

-Young Preschool-

8:30	Breakfast
9:15	Group Time
9:30	Exercise Time
9:45	Table Time & Choice Time
10:45	Outside Time or Floor Play
11:15	Group Time
11:30	Lunch
12:00/15	Nap Time
2:00/30	Quiet Play & Toilet Time
3:00	Snack
3:15	Group Time
3:30	Table Time & Choice Time
5:00/5:15	Outside Time

daily report for **Jackson**
for **today**

The weekly theme is Pumpkin Patch

Naps/sleep
Slept for 2 hrs 1 min from 12:19 to 2:20

Meals
Lunch 11:30 – Had most of Ham broccoli noodle hot dish, most of the Corn, all of the Milk, some of the Fruit
PM Snack 3:00 – Had all of the Gold fish, all of the Applesauce, all of the Water

Bathroom
9:01 – went potty
11:19 – went potty
2:22 – went potty

Activities
Art – We painted pumpkins with water colors. We also got to color spiders!
Language – The rhyme we learned today was called “Pumpkin Faces Everywhere.” This rhyme is about the many expressions we have.
Personal – Today we discussed jack-o-lantern feelings. We looked at many pumpkin expressions and talk about each of them.
Math – We counted 0-50 as a class! Anywhere, anytime during the day is a great time to practice ones counting.
Music – We started our new theme called “Pumpkin Patch.” Now we are learning many new songs about pumpkins and the fall season.

Snapshots (pictures of your little “bug” will be attached to your daily report)

The above **daily schedule** is our base routine. Because children’s needs vary from day to day, teachers may adjust the timing of the various components of the day, making sure that each component is offered. However, **activities** in bold-face type must remain at the indicated times. Here is a sample morning lesson plan.

AM Group Time	<p>*Bk: <u>Old McDonald Had a Farm</u> *Song: Here is a Bunny *Math: Color Bears *Language: ABC Flashcards *Math: Count 0-40</p>	<p>*Bk: <u>Raindrops</u> *Song: Down at the Barnyard *Rhyme: Little Bunny *Self-help: Identify Gender *Math: Full/Empty Concepts</p>	<p>*Bk: <u>How Much do I Love You</u> *Song: I'm a Little Bunny *Science: Animal Memory Game *Math: Shape Flash Cards *Language: Bag Stories</p>	<p>*Bk: <u>Bunny Colors</u> *Song: Over in the Barnyard *Rhyme: In the Farmyard *Self-help: Review parents' names *Math: Draw ovals</p>	<p>*Bk: <u>Down by the Bay</u> *Song: I'm a Little Bunny *Math: Pattern w/ animals *Flannel Board: Hunting for Eggs *Small Motor: Lacing Cards</p>
Table Time	<p>*Black Sheep *Sudsy Sponges</p>	<p>*Yellow Felt Ducks *Play Dough Play</p>	<p>*Ducks w/ Chalk *Practice printing on dry erase boards</p>	<p>*Shaving Cream/Glue Paper Plate Bunny *Markers & Paper</p>	<p>*Paint Pigs *Puzzles</p>
Floor Play and Outside Time	<p>*Sidewalk Chalk *Kitten Crawls</p>	<p>*Bunny Hop *Duck, Duck, Gray Duck</p>	<p>*Ball Play *The Bunny Trail</p>	<p>*Little Green Frogs *Parachute Play</p>	<p>*Ride Bikes *Bowling</p>

Preschool Program Information

Your preschooler is ready to spend her days exploring, manipulating and learning about the world around her. At **Ladybug**, his days are planned with all sort of interesting and challenging activities in the areas of **reading, writing, math, science, social studies, technology, music** and **art**. The activities that the teacher plans in these areas for your little bug are designed to promote his intellectual, physical and social development.

In addition to these core areas of study, your little bug will also have a chance to use his imagination. She will be given a chance to role play in the **Home Living** area, build cities in the **Block Area**, and pretend she is on a safari in the **Dramatic Play** area.

Free Play gives your child a chance to do whatever he might like. It is during these times that children choose playmates, learn the give and take of getting along together, practice problem-solving skills, and use his imaginations freely, inventing monsters, being a clown at the circuses or flying airplanes.



Outdoor Play time and indoor activities such as musical chairs, slides, climbing equipment, basketball, tunnels, and dance develop physical fitness while being just plain fun.

Children enjoy **Music** and we include music each day at **Ladybug**. At group time, we might sing songs and finger plays; during large-muscle time, we might march and play musical games; or outside we might listen to wind chimes blowing in the breeze.

During **Choice Time**, your child sets her own pace as she pursues personal interests and agendas, choosing from the many areas within the classroom or from the added interest centers such as cooking or arts and crafts. Children learn best when they can handle and see and touch things rather than trying to work with abstract concepts and symbols. Our interest center activities and materials are chosen with this in mind. During Choice Time, the teachers become facilitators, ready to help children make choices, ready to provide them with extra materials, or ready to give suggestions to resolve conflict.

Through all of this, your little one will be given a chance to develop intellectually, physically, and socially giving him more than a head start in K-12 education.

We have taken our daughter for full time care to Ladybug for over two years and continue to be impressed with our experience. I am impressed with how much she learns every week. Her teachers communicate what they are working on that week and are available to give updates every night at pickup. We have very much enjoyed Ladybug and what it has done for our daughter.

-Sara Swobda, Waconia mother of Rinn age 4

Preschool Daily Schedule



- 6:30 **Free Play Time:** May include manipulatives, **dramatic play**, blocks, large muscle play, writing, etc.
- 8:15 **Group Time:** May include story, language and math development, science, music, and social skills
- 8:30 **Breakfast:** Menu is posted in the center's kitchen
- 9:00 **Group Time:** May include story, language and math development, science, music, and social skills
- 9:15 **Choice Time:** Children may choose any activity area(s) in the classroom or any of the additional interest center activities such as arts/crafts, large muscle games, outdoor play, cooking projects, expanded dramatic play, **science and discovery**, etc.
- 11:15 **Story Time:** May include a variety of storytelling techniques, such as puppets, drawing, books read aloud, dictation, etc.
- 11:30 **Lunch Time:** Options include a pre-ordered lunch or a lunch from home. Milk will be provided by **Ladybug**.
- 12:30 **Rest Time:** After resting quietly for at least 30 minutes, children may get up and engage in quiet activities
- 1:30 **Quiet Play Time:** Table toys and other quiet activities for children as they awaken
- 2:45 **Group Time:** May include story, language and math development, science, **music**, and social skills
- 3:00 **Snack Time:** Menu is posted in the center's kitchen
- 3:15 **Group Time:** May include story, language and math development, science, music, and social skills
- 3:30 **Choice Time:** Children may choose any activity area(s) in the classroom or any of the additional interest center activities such as arts/crafts, large muscle games, **outdoor play**, cooking projects, expanded dramatic play, science and discovery, etc.
- 5:00 **Wrap-up Time:** Families are leaving, **Free Play Time**, opportunity for children to be helpers as we straighten our classroom and organize for the next day

At the end of the day during pickup, the classroom staff will be ready to tell you all about **your little bug's** day. Your child's classroom teacher will be eager to share the progress of your child and the interesting events of the day. In addition to the **daily conversations**, the Parent Board is a great way to learn about things such as what math concept was worked on in group time, what book was read during story time, and about any upcoming **field trips**. Your classroom teacher will update the Parent Board daily so you are always current with what is happening in your little bug's classroom.

Preschool Curriculum

Goals & Concepts

Month: May

Theme: How Does Your Garden Grow

Math:

- *The children will demonstrate an interest in exploring with the concept of measurement.
- *The children will understand that an item used to measure other items is called a unit of measure.
- *The children will know that any item can be used to measure other objects.

Language Arts:

- *The children will be able to express ideas through writing using: scribbles/pictures (pretend writing), random letters and pictures, and initial consonants.
- *The children will practice printing their letters using both upper and lower case letters.

Music:

- *The children will be able to play simple rhythmic-melodic patterns on classroom instruments.

There are also monthly goals in the areas of **science, personal & social growth** and **motor skills**.

1st Morning Group	*Bk: <u>Inch by Inch</u> *Song: Grow Little Carrots *Science: What is a Plant? *Game: Hot Potato	*Bk: <u>How a Seed Grows</u> *Lg. M: Flowers in the Garden *Math: Beans in a Jar *Game: Garden Bingo	*Bk: <u>The Victory Garden</u> *Science: Job of Roots *Math: Graph with animal counters *Music: Bells	*Story: The Great Enormous Turnip *Lang: Have the children write a different ending to the story *Game: Carrot, Carrot, Corn	*Bk: <u>Mrs. Roses</u> *Lang: Dear Farmer Letters *Math: Measure the length of a ruler using paperclips *Science: Sticky Water
Morning Tables	*Art: Sponge Painting	*Art: Make Seed Bracelets	*Lang: S is for Seeds	*Lang: Make Your Own Plant Book	*Cooking: Crunchy Carrot Caterpillar
Morning Outside Time	*Science: Plant Hunt	*Science: Nature Walk	*Art: Make Pine Cone Planters	*Large Motor: Follow the Leader	*Work on the Preschool Garden

This is a sample of what your little bug would be exposed to during the day.

In addition to four daily group times, daily additional activities, and new toys in all of the interest centers every week, your little bug will also have the opportunity to have enrichment learning daily in the areas of **music, movement, technology, literature** and **Spanish**.

AdventureCentre Program Information

School-age children are ready for more: more adventure, more choices, and more freedom. However, they are in a place in their young lives where they still need an adult to **guide** them in their choices, lend a hand when they are stuck solving a problem, and **listen** when they need to process something that is hard. At **Ladybug AdventureCentre**, we have trained our teachers to challenge your child to try new ideas, give them an opportunity to **make decisions** for themselves, and also to help your school-age child when he needs an extra helping hand.

Before School your child will be given a **healthy breakfast** while having morning conversation with friends about their new day. After breakfast, the staff will provide opportunities for arts and crafts, play games, or just hang out with **friends** till it is time to go to school.

After School your child will be greeted by the **AdventureCentre** staff and a host of fun games and activities. Children are given the choice to have a nutritious breakfast in the morning before heading off to school or a **yummy snack** in the afternoon after getting off the school bus. In addition to eating, and let's face it at this age kids love to eat, your child will have the opportunity to choose from a variety of activities throughout the classroom. She might choose to play house in the dramatic play area with **friends**, or he might challenge his teacher to a board game such as Battleship, or build a whole city in the block area by herself. There are arts and crafts, science experiments, **cooking projects, games,** mind teaser activities, and playgrounds all at their fingertips every moment they are here. The teachers are always planning new and exciting adventures that will challenge and entertain your child. "I'm bored" is a phrase that you will not hear when picking up your child from **Ladybug AdventureCentre**.

Before & After School Day

Theme: There's No Place Like Earth


Date: April 25th

Monday Morning Activities

- Activity: Earth Daze
- Activity: Free Flyers
- Art: Tree Mobile
- Cooking: Dirt Cups
- Game: Spoons

Monday Afternoon Activities

- Game: Uno
- Science: Mini-Garden
- Activity: Nature's Notepaper
- Art: Bird Feeders
- Outside: Flag Football



Wise Guys (3rd grade – 6th grade)

As your child gets older, our programming at **Ladybug** AdventureCentre will change to continue to meet your child's needs. Wise Guys is a club here at **Ladybug** for kids in 3rd grade or older. These kids are no longer "little," and they need different support from the teachers in the classroom than their young friends. These children might start to get more **homework** in school; we can help them with their homework and give them a place to **study**. These kids might need a place to "chill"; we will give them a **club room** where they can **relax** into a comfortable couch and talk to friends about their school day. As your child gets older, we will work with you to help get your "**not-so-little-one-anymore**" ready to stay at home and be independent.



Grown-ups never understand anything for themselves, and it is tiresome for children to be always and forever explaining things to them. ~Saint-Exupéry, *The Little Prince*, 1943

"I couldn't be more grateful for the outstanding care and support you've provided Britta for the past six years. As she enters adolescence, it's clear to me that she has had an amazing "village" raising her – from her family, to her school teachers, to the wonderful caregivers you've surrounded her with during these formative years. Not only have I always felt that she's safe and well-cared for at Ladybug, but she's had new experiences, made wonderful friends, grown in her self-confidence, and had lots of fun!

We will always remember fondly Britta's years at Ladybug, and recommend others to you whenever we get the opportunity!"

Jill Cowan, Chaska mom of Britta age 12

A Summer Morning in the AdventureCentre



K-2's

9:00 Group Time:

Book: Huckle Bug

Game: 6-Legged Relay Race

Game: Snake Relay

9:30 – 11:30 Choice Time:

Art: Fancy Ants

Science: Ant Farm

Art: Who is that Bug

Outside Game: Insect Bingo

Morning Field Trip: Capture the Flag

@ Bandimere Park

11:30 - 12:45 Lunch/Quiet Time:

Activity: Bugs above Ground, Bugs

Below

Activity: Build-a-bug magnet set

12:45 – 1:15 D.E.A.R. Time:

Drop Everything And Read

1:15 – 2:30 Outside Time:

Game: Charlie over the Water

Wise Guys

9:00 Group Time:

Book: Lord of the Flies

Game: The Ghost Game

Activity: Questions, Questions

9:30 – 11:30 Choice Time:

Art: Punched-out Insects

Cooking: Monster-eye Munchies

Art: How to Make a Spider

Outside Game: 4way Frisbee

Morning Field Trip: Capture the Flag

@ Bandimere Park

11:30 - 12:45 Lunch/Quiet Time:

Activity: Co-operative Bug Work

Game: Sequence

Movie: Bugs Life

12:45 – 1:15 D.E.A.R. Time:

Drop Everything And Read

1:15 – 2:30 Outside Time:

Game: Go for a Walk

During the summer months, in addition to all of the **fun**, fast-paced activities your child will get to choose from in the classroom and on their playgrounds, we also offer a variety of summer **Camps** such as cooking camp, basketball camp, and tie-dye camp and **field trips** such as Twins game, Minnesota Zoo and fishing. Wise Guys have even gone to Valleyfair! The weekly camps and field trips, including to the **park** and to the **beach**, are always parent and child choice.

On Wednesdays, during the summer, Wise Guys open their **Wacky Warehouse** for business at pickup time in the afternoons. They work throughout the summer to make items to sell, and the money that they raise goes in their very own bank account. As a group, they decide how to spend it! Last summer the Chaska **Wise Guys** raised enough money to buy their club room a Wii.

Ladybug Enrichment Programs



Ladybug offers a unique and convenient opportunity for your “**little bug.**” Our Enrichment Programs, offered daily in their classrooms, help prepare your child’s heart, mind and body to ensure their success as a life-long learner.

Peace Factors Mondays

Peace Factors is founded on three basic principles: **peaCE** begins within through our thoughts, thoughts develop words and words lead to action. The children will learn and practice making decisions based in care and **COMPASSION** for others around them.

Gitssmart Tuesdays

This **COMpuTer eduCation** class teaches children computer skills such as: computer care, terminology, graphic, webcam, digital camera, word processing, windows, keyboarding, printing, and microphone and sound recording. Gitssmart will help prepare your “bug” for today’s world where technology continues to evolve and be a part of our daily lives.

LANA Wednesday

The goal of the LANA program is to help your child learn to taste, eat and enjoy fruits and vegetables each day for good **healtH**. There are three components to this program for children: menu & mealtimes, fruit & vegetable related activities, and family involvement. The LANA Preschool Program is based on well-established **nuTrition** education and behavior-change theories and will help your child learn to eat more fruits and vegetables.

Sonrisas Spanish Thursdays

Learning a second language at a young age is important for child’s brain development. Your “bug” will be given an opportunity to learn Spanish through **fUN** songs, stories and games.

World Music & Rhythm Talk Fridays

This comprehensive music program has been developed to take your child on a journey through rudiments of music allowing him to develop the skills of good musicianship as well as enabling her to foster the **spirit of CreatiVity** within.

This Enrichment Program is offered to all of our Proddlers and Preschoolers.





Ladybug's Nutrition and Food Guide

Mealtimes provide opportunities for young children to learn about nutrition, table manners, and new tastes. These experiences help lay the foundation for lifelong attitudes and health. These “teachable moments” are a regular part of our curriculum.

BREAKFAST

Breakfast is served between 8:30 and 8:45 am. A menu is available on the kitchen door. Products that might be served include breads with margarine, jams, peanut butter, or cinnamon sugar, cereals; such as Cheerios and Fruit Loops; 1% milk; fruit drink, fruits; yogurt; and cheese. Serving size varies according to age and individual need.

SNACKS

A menu is available in the kitchen. At least two food groups are represented in each snack. Children in the toddler department may be offered two additional very light snacks each day. These “cracker times” help meet the special needs of this age group.

LUNCH

Milk is provided by the Center to all children. Parents may choose from two lunch options:

1. A **Ladybug** lunch may be ordered at an additional cost. Menus are available on the front lobby counter and on the Ladybug website (www.ladybugcc.com) monthly. Families may order as many lunches as desired each month.
2. A home lunch may be brought from home. The lunch needs to be well-marked with the child's name on the outside and should include the needed utensils. Toddler lunches should also include a bib. Home lunches should include:

Meat Group ~ 1 serving of 1-3 ounces

Suggestions: hard cooked/deviled egg, peanut butter, sausages, sliced sandwich meats, hotdogs, pizza, tuna salad, cold chicken, baked beans

Fruit and Vegetable Group ~ 1 serving of each—**OR**- 2 servings vegetable of 1/3-1/2 cup each

Suggestions: any fresh or canned fruit, coleslaw, applesauce, potato salad, canned cranberries, three-bean salad, green salad, celery stuffed with peanut butter or cream cheese, carrot sticks with dip, raisins, fruit juices, fruit cocktail, Jell-O w/ fruit or vegetables, lettuce in a sandwich, cherry tomatoes, dried fruits

Bread and Cereal Group ~ 2 servings of ½ - 1 slice OR ½ cup each

Suggestions: any variety of bread—try something unusual occasionally such as rye, rolls tortillas, croissants, muffins, crackers, pizza crust, bread sticks, rice cakes, granola bars, pocket bread.

Dairy Group ~ 1 serving of ½ - 1 cup

Suggestions: yogurt, pudding, baked rice custard, cheeses, cheese spreads, cottage cheese (add fruit!), cream cheese in sandwich or on celery.

Notes:

Please limit the amount of treats in home lunches. Children are guided to eat other food first. Treats include food such as pretzels, chips, fruit rollups or bars, cookies, cake products, candies, etc.

Hot food in home lunches must be placed in thermoses at home in the morning—be sure food is VERY hot. **Ladybug** is not allowed to heat individual lunches.

Freezer packs are recommended for home lunches. **Ladybug** does not have refrigeration for home lunches.

Ladybug services 1% milk to children except in the Infant Department and Toddler A classrooms. There we serve whole milk.

Special diet instructions and allergy information must be provided to **Ladybug**, using the Health Care Summary completed by your child’s physician, for posting in the kitchen and each classroom.

Infant Restrictions:

- Foods NOT served to infants: raw carrots, frozen peas, nuts, marshmallows, popcorn, hard candies, large hard pretzels, grapes (unless cut lengthwise), hotdogs (unless cut lengthwise, then crosswise), strawberries, peanut butter, and honey. For more information, see Infant policies.

Toddler Restrictions:

- Foods NOT served toddlers: raw carrots, frozen peas, nuts, marshmallows, popcorn, hard candies, large hard pretzels, grapes (unless cut lengthwise), hotdogs (unless cut lengthwise, then crosswise) and peanut butter.

Preschool Restrictions:

- Grapes must be cut lengthwise and hotdogs must be cut lengthwise, then crosswise.

“Lunchables” prepared snacks should not be served in place of lunch, as they are nutritionally inadequate. Also, please remember to cut all foods at home according to your child’s chewing and swallowing capability.

Sample Ladybug Weekly Menu

Monday	Tuesday	Wednesday	Thursday	Friday
*Assorted Cereal *Milk *Juice	*Cinnamon Toast *Peaches *Milk	*Assorted Cereal *Banana *Milk	*French Toast Sticks w/ Syrup *Applesauce *Milk	*Blueberry Muffins *Yogurt *Juice
*Chicken Patty w/ Cheese *Salad *Cantaloupe *Milk	*Tator Tot Hotdish *Green Beans *Apple *Milk	*Pepperoni & Cheese Wrap *Carrots Sticks *Pears *Milk	*Pasta w/ Meatballs *Garlic Toast *Peas *Red Grapes *Milk	*Walking Tacos *Corn *Peaches *Cookie *Milk
*Graham Cracker Frosting Sandwiches *Chocolate Milk	*Trail Mix *Water	*Brownie *Milk	*Pudding *Animal Crackers *Water	*Ritz Crackers *American Cheese *Water

Ladybug AdventureCentre Code of Conduct

Children enrolled in **Ladybug's** AdventureCentre program are expected to behave responsibly and respectfully. This **Code of Conduct** has been developed to ensure that all **Ladybug** students and their parents understand the Center's expectations. In order for any child to be enrolled, this contract must be signed by both the child and the parent and returned with the other registration papers. Please take time to discuss the **Code of Conduct** with your child.

Treatment of Staff & Visitors

- Children are not allowed to be physically aggressive towards adults.
- Children are to use appropriate language – no swearing, use of sexual slang terms, or putting others down.

Treatment of Other Children

- All children's ideas are worthy of **respect**, even when individuals disagree. Teasing, name-calling, malicious exclusion of a child from activities, ridiculing, etc. are not permitted.
- Physical fighting is not allowed. Children are encouraged to use their words to settle disagreements, and staff members are available to help give ideas for negotiating differences. Fighting may result in suspension. Because they often lead to fighting, roughhousing and play wrestling are also discouraged.
- Sharing toys, games, and activities is encouraged, but not required. Children are not forced to share. Neither are children to assume that they are always welcome at another child's activity. Children are taught to approach another child and ask to join the activity. If the child gives the invitation to join, fine; if not, the asking child should respect the "no".

Treatment of Building & Furnishings

- There is no running inside the building, except during specified large-muscle activities. All children are responsible for moving their own bodies in a **safe** manner. That means each one moves slowly and carefully, avoids other children's activities areas, and keeps hands and feet to him/herself.
- Furnishings and materials are used for the purposes intended. Tables are for holding things, not people. Chairs are for sitting, not climbing, etc. It is expected that everyone use toys, games, and other materials carefully and respectfully. Materials are put in the appropriate place as each activity is finished. Each child is expected to put away his/her materials before leaving with a parent at the end of the day, and parents are expected to assist staff in enforcing this.
 - Any child involved in the intentional destruction of a toy, game or other material or equipment is held responsible for repairing or replacing the damaged item.
- Bathrooms are used only as bathrooms, not as play areas.



Discipline & Guidance

-Discipline and **guidance** involve a variety of techniques. For more information, please refer to "Behavior Guidance" in the "**Parent Handbook**". Appropriate school-age discipline might include copying sentences, writing notes of apology, housekeeping chores (without the use of chemicals), repair and/or replacement of intentionally – damaged materials, and notes sent home to parents.

-The following behaviors are considered serious infractions of this **Code of Conduct** and will result in parent-teacher conferences, telephone calls to parents, requests to remove the child temporarily, and/or expulsion from the Center:

1. Hitting, pushing, or other intentional physical aggression towards center employees or visitors.
2. Persistent use of four-letter words, foul language, swearing, or sexual slang terms.
3. Persistent aggression towards other children.
4. Persistent misuse and/or destruction of building, furnishings, toys, games, materials, or equipment.
5. Display of an "I-don't-care" or an "I-don't-have-to-do-anything-the teacher-tells-me" attitude.

We recognize that each family has its own methods of discipline and definitions of acceptable behaviors. We want to work together with parents to help the children make the necessary adjustments to successfully cope with the expectations of a larger, more diversified group. Staff members work to preserve the rights of each child while **protecting** the rights of all of the children and adults in the program.

If you have any questions about this agreement, please discuss them with your Center's Client Service Manager.

------(clip and return)-----

Code of Conduct Agreement

(Please sign and return this portion with your registration papers.)

I understand these expectations and agree to behave according to them when I am attending **Ladybug's** AdventureCentre program.

Child's signature: _____


I/We have read and understand this **Code of Conduct**. We have also discussed these expectations with my/our child.

Parent's signature: _____

Parent's signature: _____

Ladybug Parent Conferences

Parent conferences are a chance for you as the parent to have your classroom teacher's undivided attention to hear all the wonderful things that your "little bug" is learning and doing. Conferences are twice a year, January and July and upon parent request. Conference evaluations will be filled out and used along with the GOLD Assessment System and your child's portfolio to help provide you with a clear understanding of where your little one is in her **learning** continuum intellectually, physically, socially, and emotionally. Also, at this time, your child's teacher will share with you what skills, goals, and concepts are next for your little one.



Portfolios

Portfolios are kept on all children through their kindergarten year. In your "little bug's" portfolio will be samples **of socio-emotional development** such as observations of his interactions with other friends or a chart of activity choices your child has made over a one-week period; **cognitive development** such as samples of invented spelling, artwork reflecting an understanding of relative sizes or drawings with captions; and **physical development** where you might see a collage that involved cutting and pasting, photos of your child climbing, or drawings.

As an infant at **Ladybug**, your child's classroom teacher will keep a journal documenting all the new things that your little one is doing.

At the end of your child's kindergarten year, you will be given your child's portfolio as a keepsake both of you can look back at with fond memories.



Individualized Child Care Plan's

Sometimes children need an extra hand to master goals, or there might be a medical condition that requires some extra care, or maybe there is a need for some extra guidance to help encourage and foster positive choices and behavior. Whatever the reason, sometimes the typical way we do things here at **Ladybug** does not meet the needs of your child. In these cases, we as a team will identify the problem and/or possible causes, set goals, and discuss strategies for achieving those goals. An Individualized Child Care Plan (ICCP) will be developed and followed to ensure your child's **success**. The team will meet on a regular basis to review and make changes to the ICCP as needed.



Ladybug Child Care Center Field Trip Emergency Form

Child's Name: _____ Birthdate: _____

Custodial Parents/Guardians:

Name: _____

Phone: _____ wk. _____ cell _____ home _____

Name: _____

Phone: _____ wk. _____ cell _____ home _____

Health Information:

Doctor name/address/phone: _____

Dentist name/address/phone: _____

Allergies: _____

Medications: _____

Other Information: _____

I understand that by enrolling my child and leaving my child in **Ladybug's** care, I have agreed to the following:

- **Ladybug** is authorized to secure necessary medical/dental help in an accident or emergency
- Although **Ladybug** staff will make every effort to safeguard children's personal property, Ladybug is not responsible for items brought to the Center, including clothing, which may be lost, stolen, or damaged.

Parent /Guardian Signature: _____ Date: _____

Ladybug T-shirt Order Form

Child's Name: _____ Size Ordered: YS YM YL AS AM

Dear Mommy or Daddy,

Thank you for buying me a **Ladybug** shirt for field trips. Please have me try on my shirt to make sure it fits me, if it does not fit right please exchange it with my teacher for another size. If it is right, please write my name on the label of my shirt so I know which one is mine. Remember, I am not allowed on my field trip without it because my orange shirt helps my teacher see me really easy. If we forgot my shirt, we can always rent one for the day.

Thank you mom & dad,

Love Me

tadpoles



Never hear “nothing” again. What did your child do today? Now you will always know. Photos and videos of your child’s day give you a view of their day. Daily reports keep you informed of the daily activities and **learning experiences** that happen while you are at work. Tadpoles is a wonderful, easy way to keep you **connected** with what your little “bug” is doing throughout their day.

What are the advantages of tadpoles?

- You will receive photos, videos, notes by email
- You will be able to download or share photos and videos of your child’s day at **Ladybug**
- You will receive emergency alerts by text message
- You can view your child’s portfolio using our mobile application
- You can mark your child out sick or on vacation using your mobile application

What are parents saying about tadpoles?

“That’s awesome!! Thank you for sending one of him smiling...Made my day.

“This is amazing!!! Thank you!

“I ABSOLUTELY LOVE getting emails/pictures, keep them coming!!!

“This is so cool!!

“I love getting the report via email! And I love getting to see her little face.

“LOVE IT. Thank you!

Each classroom teacher has been equipped with an iPad mini which will be specifically used for the Tadpoles program. If you see a teacher on what looks like a phone, rest assured, they are not, as per our new school policy--- no cell phones in the classrooms! The devices are locked down so the teachers do not have access to the internet.

We consider all information captured using Tadpoles to be a private communication between our school and our families. No personal information is shared with any external parties and as a parent you will only receive information specifically about your child.

We will be using the email address we have on file to communicate via the Tadpoles program.



306 Lake Hazeltine Dr.
Chaska, MN 55368

Chaska Center: **(952) 448-7202**
Waconia Center: **(952) 442-5057**